



# Multiplication Salute

Game 38, Pg. 101 (Derived Fact Strategies - Multiplication and Division)

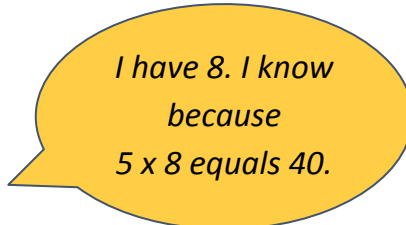


**Game Goal:** Win the most cards.

**Materials:** 1-10 deck of cards

## How to Play (3 players):

1. Determine which of the three players will be the leader (the “General”) for the first draw.
2. The leader takes the deck (face down) and hands each of the other two players a card. Players do NOT look at their own card.
3. When the leader says “Salute!”, the other two players place their card on their forehead facing outward (so the others can see it). The leader says the product of the two cards.
4. The other two players determine the value of the card on their forehead, based on hearing the product and seeing the card on the other player’s forehead (one factor). Both players share how they determined their number.
5. The first player to answer correctly keeps both cards.
6. The player to the right of the leader becomes the leader for the next round. Play continues until the deck is gone or time is up. The winner is the player with the most cards.

## Game in Action:



**Recording:** Provide one recording sheet per group. On each round, the leader records the related facts. In the above example, she records  $8 \times 5 = 40$  or  $5 \times 8 = 40$ ,  $40 \div 5 = 8$  and  $40 \div 8 = 5$ .

## Variations:

- Use selected cards, such as 1-5 and 10 (omitting 6-9) to start.
- Extend by including 11s & 12s in the deck.