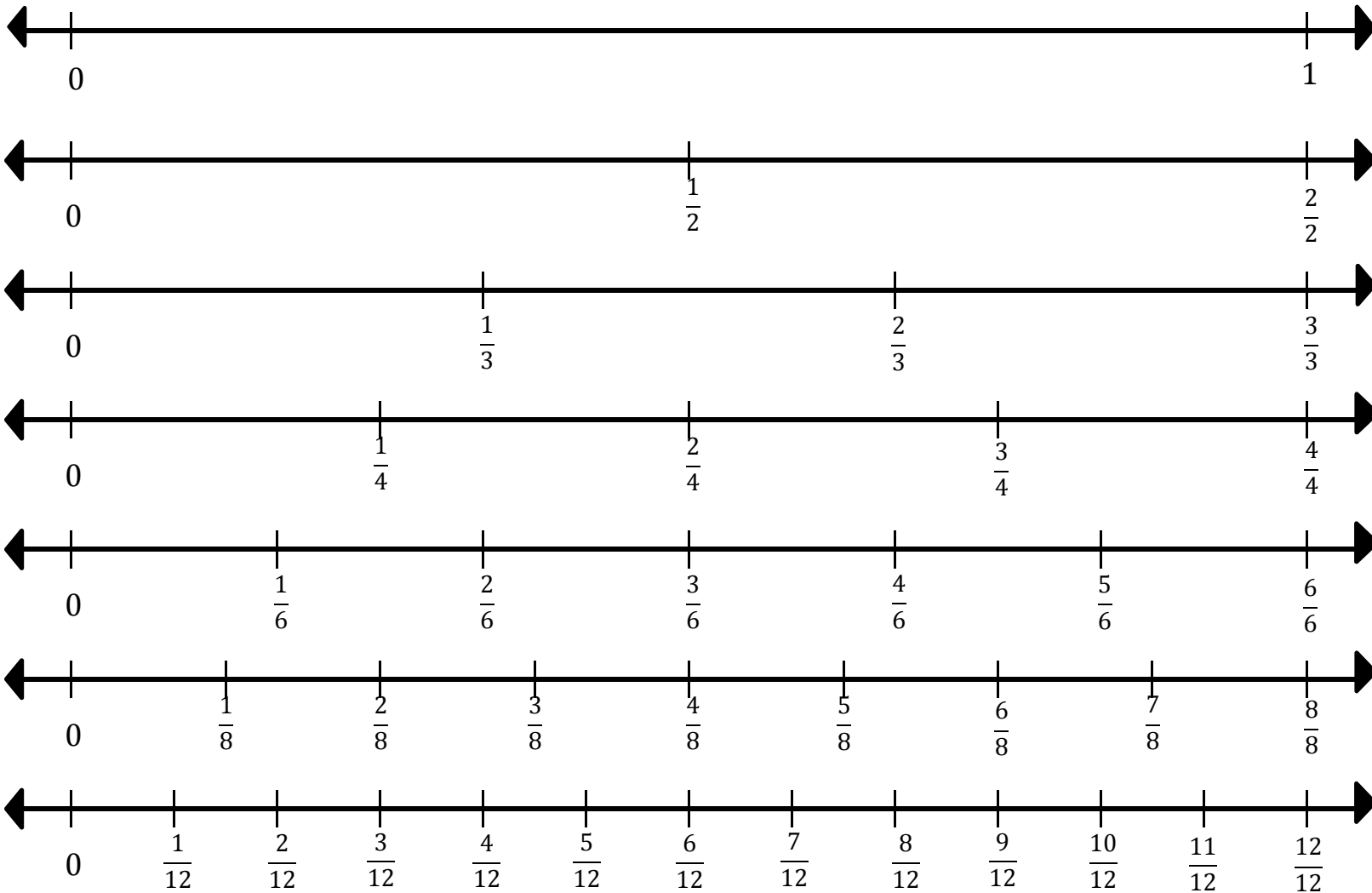


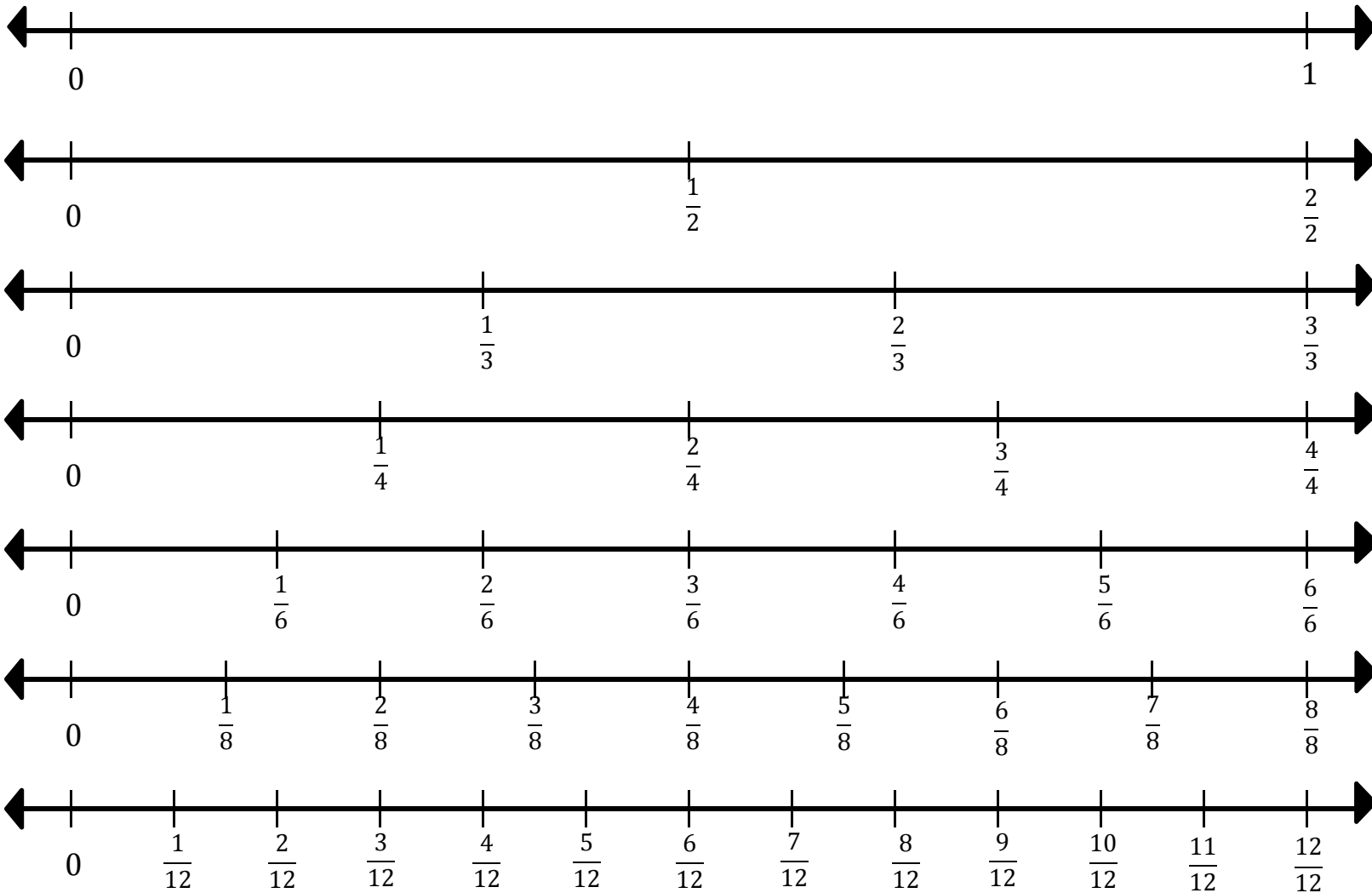
Number Lines -Fraction Wall

7704.5




Number Lines -Fraction Wall

7704.5




Number Lines -Fraction Wall

Preparation: Laminate and cut on dotted line to make student number lines. Students can use dry erase markers or paper clips to estimate the location of fractions less than or equal to 1. Students can use the fraction chart to verify placement of fractions.



Number Lines -Fraction Wall

Preparation: Laminate and cut on dotted line to make student number lines. Students can use dry erase markers or paper clips to estimate the location of fractions less than or equal to 1. Students can use the fraction chart to verify placement of fractions.



Compare Cards Set A

Set A 7704.5 $\frac{1}{2}$ $\frac{1}{4}$	Card 1	Set A 7704.5 $\frac{2}{4}$ $\frac{3}{4}$	Card 4	Set A 7704.5 $\frac{4}{4}$ $\frac{4}{8}$	Card 7
Set A 7704.5 $\frac{2}{3}$ $\frac{2}{4}$	Card 2	Set A 7704.5 $\frac{3}{4}$ $\frac{3}{8}$	Card 5	Set A 7704.5 1 $\frac{3}{4}$	Card 8
Set A 7704.5 $\frac{3}{6}$ $\frac{1}{6}$	Card 3	Set A 7704.5 $\frac{4}{4}$ 1	Card 6	Set A 7704.5 $\frac{2}{3}$ $\frac{1}{6}$	BONUS

Compare Cards Set B

Set B 7704.5 $\frac{2}{4}$ $\frac{1}{2}$	Card 1	Set B 7704.5 $\frac{1}{4}$ $\frac{3}{8}$	Card 4	Set B 7704.5 $\frac{1}{12}$ $\frac{7}{8}$	Card 7
Set B 7704.5 $\frac{3}{3}$ $\frac{5}{6}$	Card 2	Set B 7704.5 $\frac{5}{12}$ $\frac{1}{2}$	Card 5	Set B 7704.5 1 $\frac{8}{8}$	Card 8
Set B 7704.5 $\frac{2}{12}$ $\frac{1}{6}$	Card 3	Set B 7704.5 $\frac{11}{12}$ $\frac{2}{3}$	Card 6	Set B 7704.5 $\frac{1}{3}$ $\frac{2}{8}$	BONUS

Name: _____

Comparing Fractions Record Sheet

For each card, record the fractions with the correct comparison symbol: =, <, >

I used Card Set _____

Card 1	
Card 2	
Card 3	
Card 4	
Card 5	
Card 6	
Card 7	
Card 8	
BONUS	

Name: _____

Comparing Fractions Record Sheet

For each card, record the fractions with the correct comparison symbol: =, <, >

I used Card Set _____

Card 1	
Card 2	
Card 3	
Card 4	
Card 5	
Card 6	
Card 7	
Card 8	
BONUS	

Name: _____

Comparing Fractions Record Sheet

For each card, record the fractions with the correct comparison symbol: =, <, >

I used Card Set _____

Card 1	
Card 2	
Card 3	
Card 4	
Card 5	
Card 6	
Card 7	
Card 8	
BONUS	

Name: _____

Comparing Fractions Record Sheet

For each card, record the fractions with the correct comparison symbol: =, <, >

I used Card Set _____

Card 1	
Card 2	
Card 3	
Card 4	
Card 5	
Card 6	
Card 7	
Card 8	
BONUS	

Name: _____

Comparing Fractions Record Sheet

For each card, record the fractions with the correct comparison symbol: =, <, >

I used Card Set _____

Card 1	
Card 2	
Card 3	
Card 4	
Card 5	
Card 6	
Card 7	
Card 8	
BONUS	

Name: _____

Comparing Fractions Record Sheet

For each card, record the fractions with the correct comparison symbol: =, <, >

I used Card Set _____

Card 1	
Card 2	
Card 3	
Card 4	
Card 5	
Card 6	
Card 7	
Card 8	
BONUS	

Name: _____

Comparing Fractions Record Sheet

For each card, record the fractions with the correct comparison symbol: =, <, >

I used Card Set _____

Card 1	
Card 2	
Card 3	
Card 4	
Card 5	
Card 6	
Card 7	
Card 8	
BONUS	

Name: _____

Comparing Fractions Record Sheet

For each card, record the fractions with the correct comparison symbol: =, <, >

I used Card Set _____

Card 1	
Card 2	
Card 3	
Card 4	
Card 5	
Card 6	
Card 7	
Card 8	
BONUS	