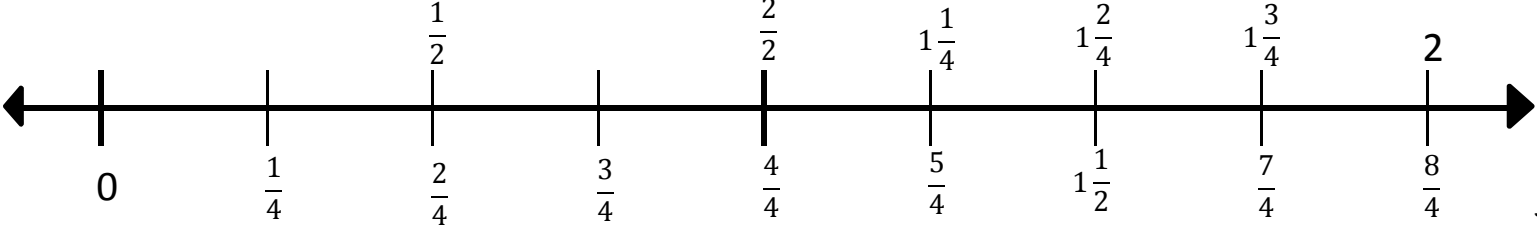
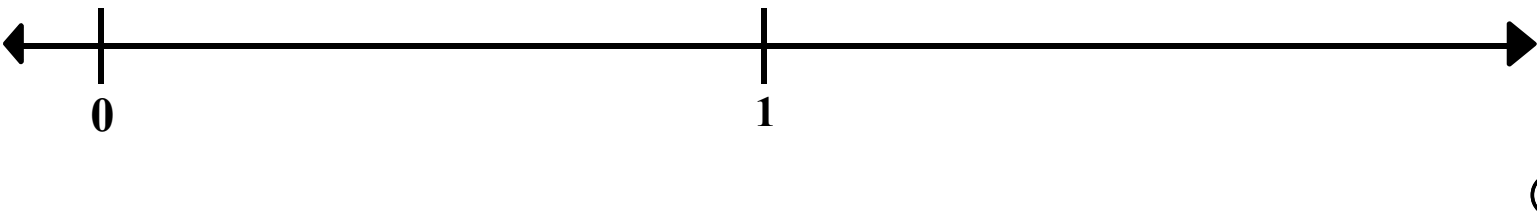
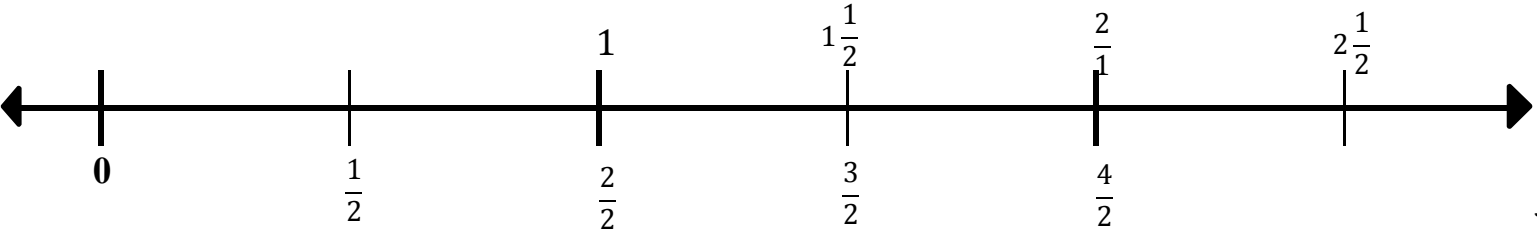



# 7704 Number Lines - Level 4

Preparing materials: This master will create two double number lines. Cut along the heavy black lines. Fold each along the light line so that both number lines face outward. Place paperclips on the folded edge. Create number cards using any labels from the number line on the "star" side.

<p>Line A, 7704.4</p>  <p>Number line A with labels: 0, <math>\frac{1}{4}</math>, <math>\frac{2}{4}</math>, <math>\frac{3}{4}</math>, <math>\frac{4}{4}</math>, <math>\frac{5}{4}</math>, <math>1\frac{1}{2}</math>, <math>\frac{7}{4}</math>, 2. Includes a star icon.</p>
 <p>Number line B with labels: 0, 1. Includes a smiley face icon.</p>
<p>Line B, 7704.4</p>  <p>Number line C with labels: 0, <math>\frac{1}{2}</math>, 1, <math>1\frac{1}{2}</math>, 2, <math>2\frac{1}{2}</math>. Includes a star icon.</p>
 <p>Number line D with labels: 0, 2. Includes a smiley face icon.</p>

# 7704 Number Lines - Level 4

Preparing materials: This master will create two double number lines. Cut along the heavy black lines. Fold each along the light line so that both number lines face outward. Place paperclips on the folded edge. Create number cards using any labels from the number line on the "star" side.

<p>Line C, 7704.4</p>
<p>Line D, 7704.4</p>