



Printables for “Three in a Line - Building Numbers”

KNPIG ID # T 5525.0 – YELLOW

This file contains printables for two students.

For each additional student print 1 game board.

- Game A – 2 Reusable Game Boards: 1 per student.
-Game A Spinner board with two reusable spinner bases.
- Game B – 2 Reusable Game Boards: 1 per student.
-Game B Spinner board with two reusable spinner bases.
- 1 Consumable Teacher Recording sheet.

* Spinners may be replaced by customized dice.*

Teacher Notes: The Game Boards should be played in order, starting with Game Board A. For Game B, look for evidence that students are using the "ten" inside the teen numbers. Although the game calls for bundles of ten sticks, many students will not have the understanding of a "ten" at this level and may consider the bundle as "one" or need to count each individual stick within the bundle, regardless of being told that there are ten sticks in the bundle. At this level, allow students to count the sticks within the bundles, breaking the bundles apart if necessary, to foster the understanding that a "ten" is composed of ten ones. Many students may need to count the individual sticks within the bundles several times over a long period of time to develop this understanding. It is recommended that all game boards be laminated then written on with a dry-erase or vis-à-vis marker.

3 in a Line

Each student should have his or her own copy of the game board. On your turn, spin both spinners, place out that many bundles and sticks, determine the total number of sticks (including sticks within bundles) and cover that number on your game board. The first player with 3 in a line (vertically, horizontally or diagonally) wins.

16	6	21	11	16
22	0	26	5	13
12	23	15	1	20
10	11	2	10	25
3	15	21	13	12

1st spinner or cube

2nd spinner or cube

0 bundles

0 sticks

1 stick

1 bundle

2 sticks

3 sticks

2 bundles

5 sticks

6 sticks

Game A

3 in a Line

Each student should have his or her own copy of the game board. On your turn, spin both spinners, place out that many bundles and sticks, determine the total number of sticks (including sticks within bundles) and cover that number on your game board. The first player with 3 in a line (vertically, horizontally or diagonally) wins.

16	6	21	11	16
22	0	26	5	13
12	23	15	1	20
10	11	2	10	25
3	15	21	13	12

1st spinner or cube

2nd spinner or cube

0 bundles

0 sticks

1 stick

1 bundle

2 sticks

3 sticks

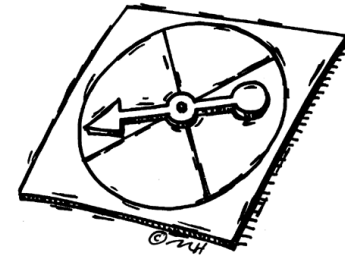
2 bundles

5 sticks

6 sticks

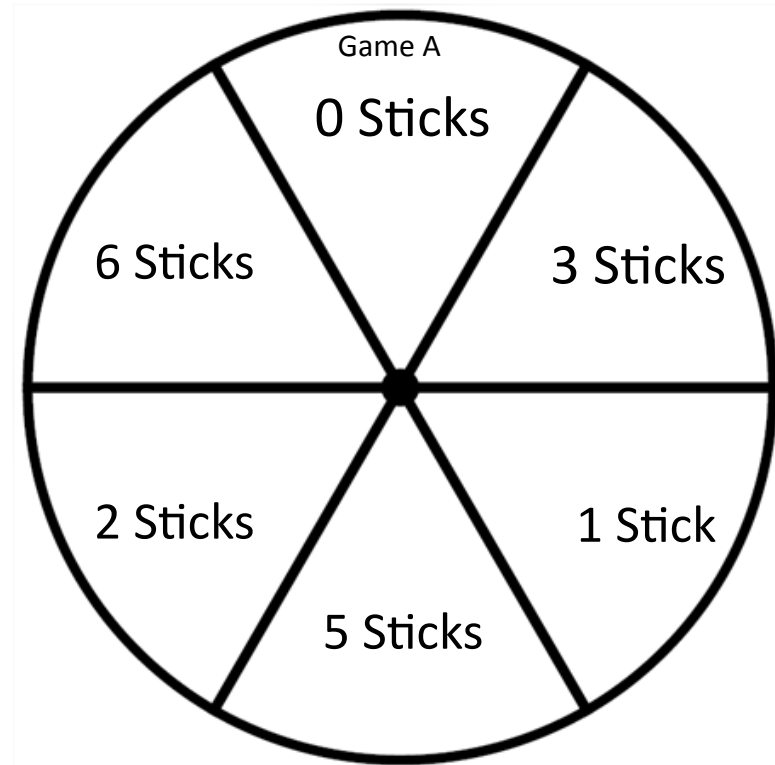
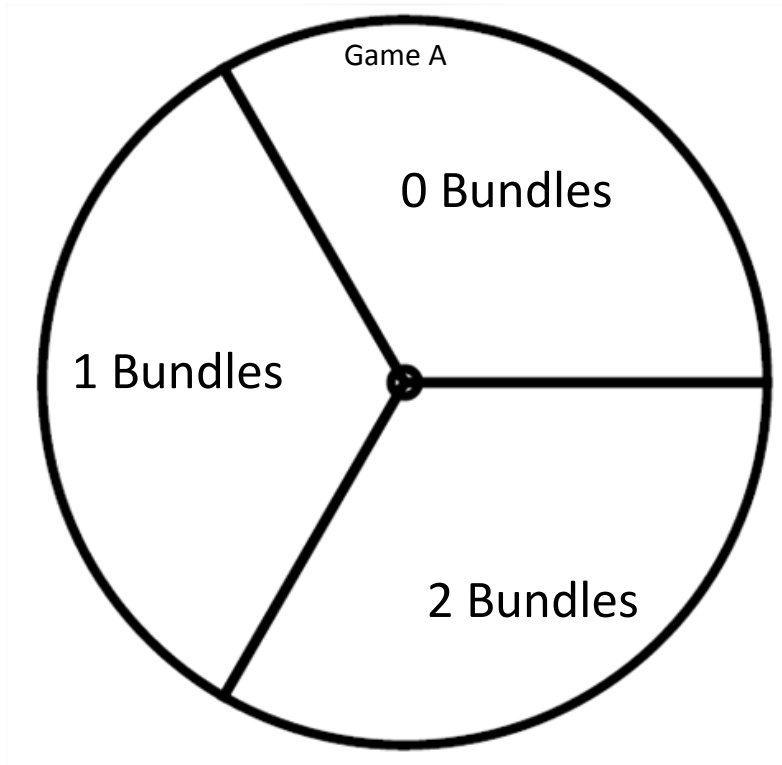
Game A

3 in a Line GAME A



Bundles of Ten

Sticks



Use paper clips or place a transparent overhead spinner
over each circle.

3 in a Line

Each student should have his or her own copy of the game board. On your turn, spin both spinners, place out that many bundles and sticks, determine the total number of sticks (including sticks within bundles) and cover that number on your game board. The first player with 3 in a line (vertically, horizontally or diagonally) wins.

34	24	44	24	34
45	12	54	22	30
25	50	32	14	42
22	24	15	22	52
20	32	44	30	25

1st spinner or cube

2nd spinner or cube

1 bundle

2 sticks

4 stick

2 bundles

5 sticks

10 sticks

4 bundles

12 sticks

14 sticks

Game B

3 in a Line

Each student should have his or her own copy of the game board. On your turn, spin both spinners, place out that many bundles and sticks, determine the total number of sticks (including sticks within bundles) and cover that number on your game board. The first player with 3 in a line (vertically, horizontally or diagonally) wins.

34	24	44	24	34
45	12	54	22	30
25	50	32	14	42
22	24	15	22	52
20	32	44	30	25

1st spinner or cube

2nd spinner or cube

1 bundle

2 sticks

4 stick

2 bundles

5 sticks

10 sticks

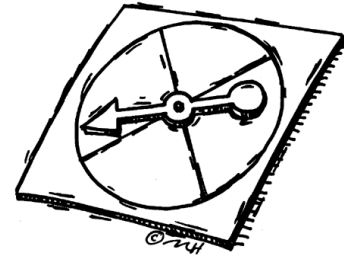
4 bundles

12 sticks

14 sticks

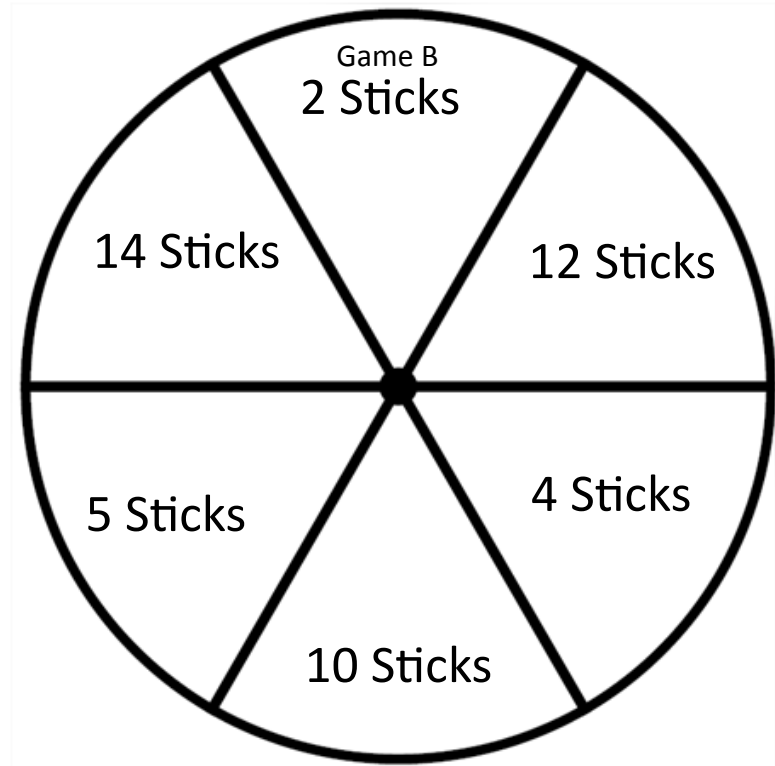
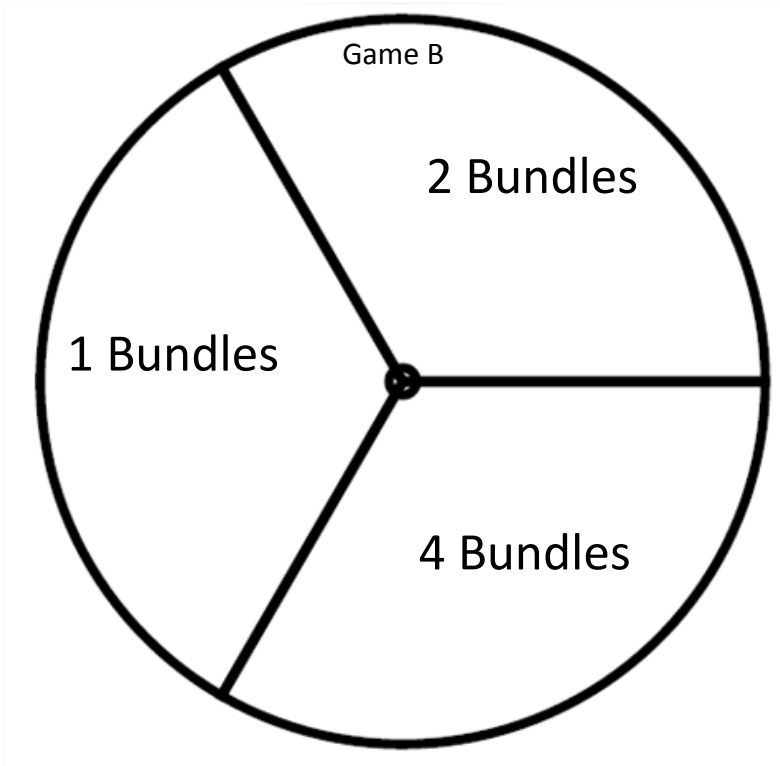
Game B

3 in a Line GAME B



Bundles of Ten

Sticks



Use paper clips or place a transparent overhead spinner
over each circle.

Game Play Recording Sheet

✓ = played

✓+ = ready to advance

Optional: record dates of play

Student Name	Level 0 - Yellow		Level 1 - Red					
	Game A	Game B	Game A	Game B	Game C	Game D	Game E	Game F