



Printables for “Find the Target (up to 5)”

KNPIG ID # S 2268.0 – YELLOW

This file contains printables for two students.


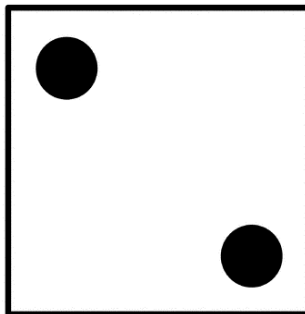




*For each additional pair of students print 1 new set of Dot Cards.

- Dot Cards – Numbered 0-5
- Irregular Dot Cards – Numbered 0-5
- Five Frames –Numbered 0-5
- Finger Pattern Cards – Numbered 0-5


All cards must have the corresponding number written on back.

Teacher Notes: Finger pattern cards, tallies, word cards and five frames may be used in place of or in addition to dot cards.







Dots 0 to 5



irreg 0 to 5



5 frames frames 0 to 5

Finger patterns 0 to 5

