



# Printables for “Combinations”

KNPIG ID # S 2266.5 – PINK

This file contains printables for two students.

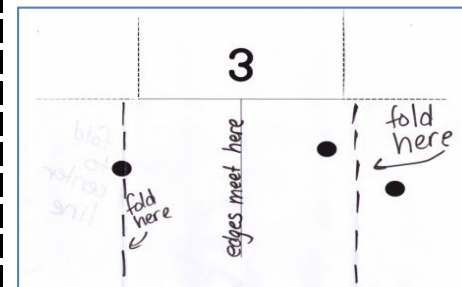
For each additional pair of students print 1 new set of 10-plus combination cards with numbers.

- 10-Plus Combination Cards with Numbers – numbered 10-20  
-21 cards in total, multiple cards for certain numbers

Cutting and folding is required by the teacher before the students can proceed with the activity.

Cut on  
dotted  
lines. Fold  
paper edges  
to meet at  
center line

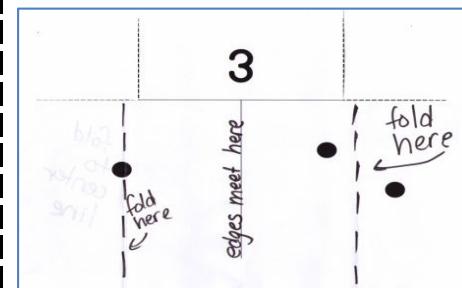
10



5

5


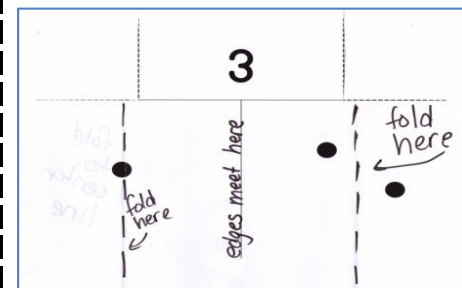
Cut on  
dotted  
lines. Fold  
paper edges  
to meet at  
center line



6

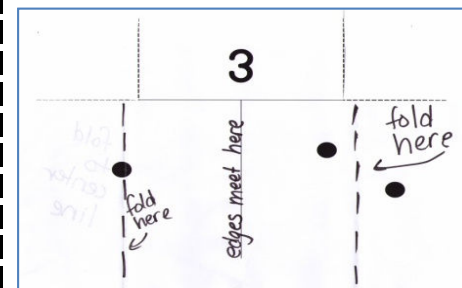
5

Cut on  
dotted  
lines. Fold  
paper edges  
to meet at  
center line



Cut on  
dotted  
lines. Fold  
paper edges  
to meet at  
center line

# 12

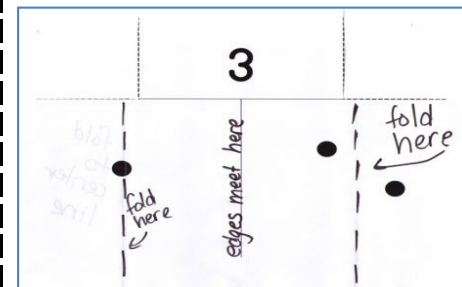


# 2

# 10

Cut on  
dotted  
lines. Fold  
paper edges  
to meet at  
center line

# 12

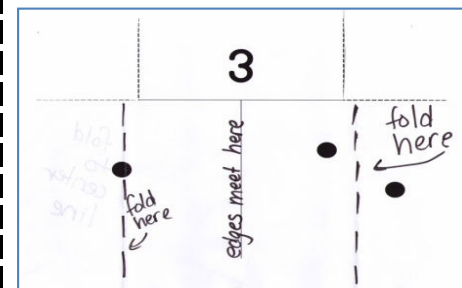


# 6

# 6

Cut on  
dotted  
lines. Fold  
paper edges  
to meet at  
center line

# 13

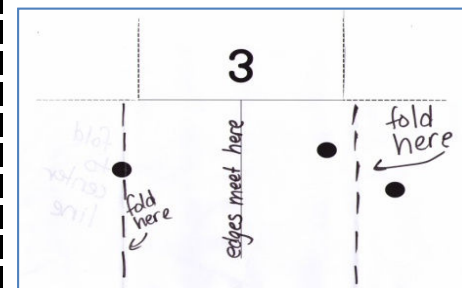


# 7

# 6

Cut on  
dotted  
lines. Fold  
paper edges  
to meet at  
center line

# 13



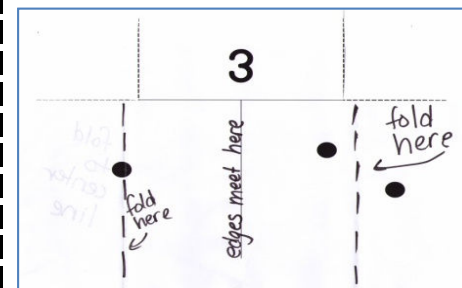
# 10

# 3



Cut on  
dotted  
lines. Fold  
paper edges  
to meet at  
center line

# 13

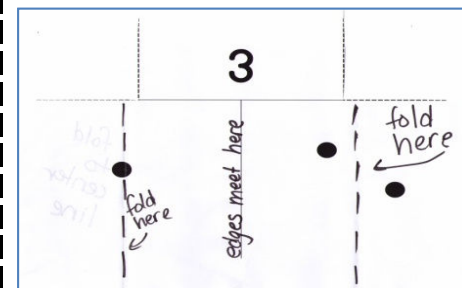


# 8

# 5

Cut on  
dotted  
lines. Fold  
paper edges  
to meet at  
center line

14

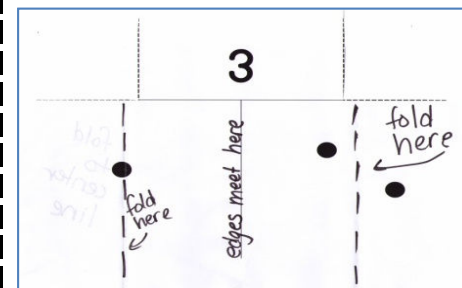


7

7

Cut on  
dotted  
lines. Fold  
paper edges  
to meet at  
center line

14

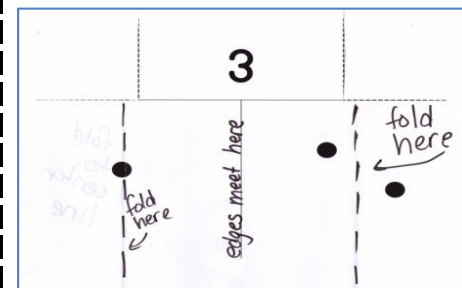


10

4

Cut on  
dotted  
lines. Fold  
paper edges  
to meet at  
center line

14

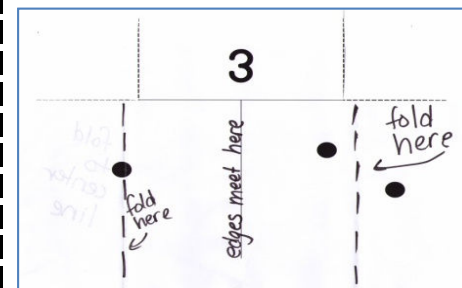


8

6

Cut on  
dotted  
lines. Fold  
paper edges  
to meet at  
center line

# 15

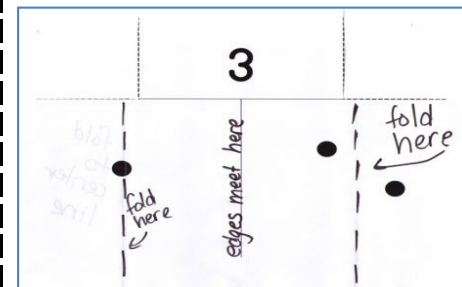


# 5

# 10

Cut on  
dotted  
lines. Fold  
paper edges  
to meet at  
center line

# 15

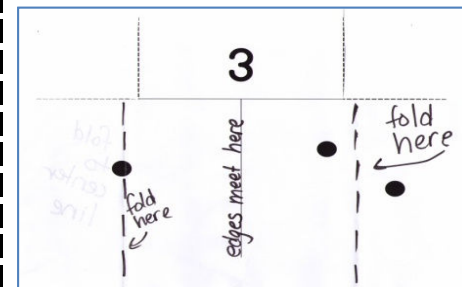


# 8

# 7

Cut on  
dotted  
lines. Fold  
paper edges  
to meet at  
center line

# 16

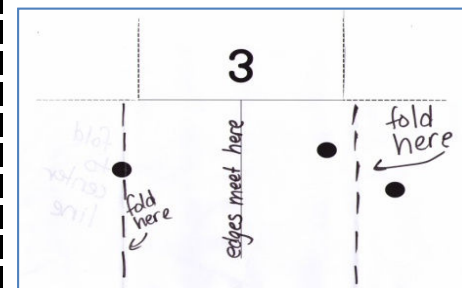


# 8

# 8

Cut on  
dotted  
lines. Fold  
paper edges  
to meet at  
center line

# 16



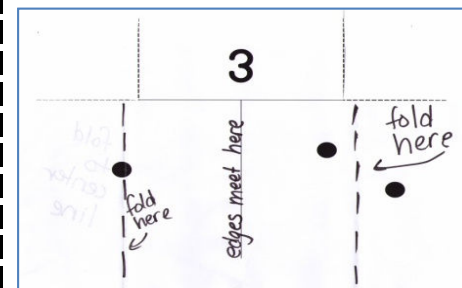
# 6

# 10



Cut on  
dotted  
lines. Fold  
paper edges  
to meet at  
center line

17

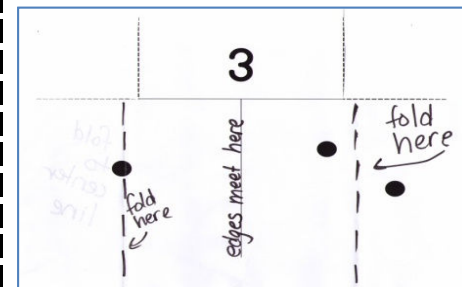


10

7

Cut on  
dotted  
lines. Fold  
paper edges  
to meet at  
center line

17

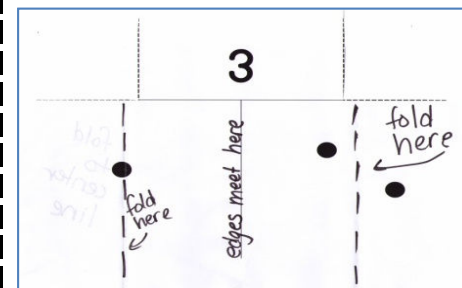


8

9

Cut on  
dotted  
lines. Fold  
paper edges  
to meet at  
center line

# 18

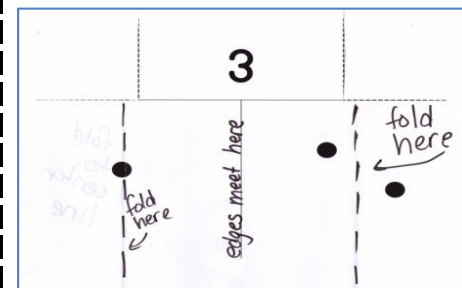


# 9

# 9

Cut on  
dotted  
lines. Fold  
paper edges  
to meet at  
center line

18

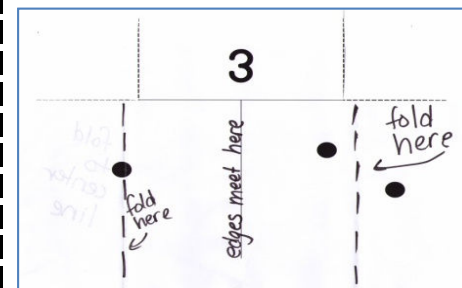


10

8

Cut on  
dotted  
lines. Fold  
paper edges  
to meet at  
center line

19

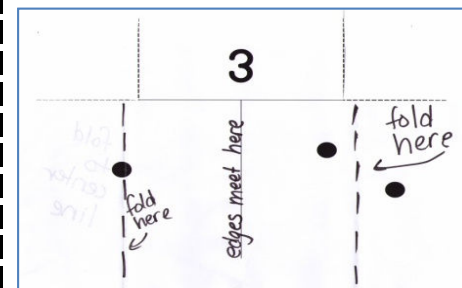


9

10

Cut on  
dotted  
lines. Fold  
paper edges  
to meet at  
center line

# 20



# 10

# 10