



# Printables for “Combinations”

KNPIG ID # S 2266.1 – RED

This file contains printables for two students.

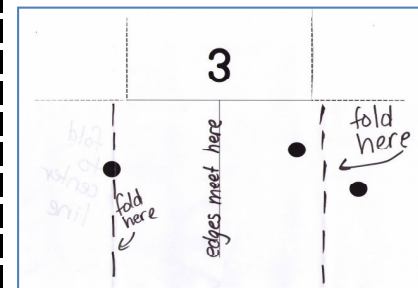
\*For each additional pair of students print 1 new set of Combination Dot Cards.

- Combination Dot Cards – numbered 3-5  
-6 cards in total, 3 cards for each numeral

\* Cutting and folding is required by the teacher before the students can proceed with the activity.

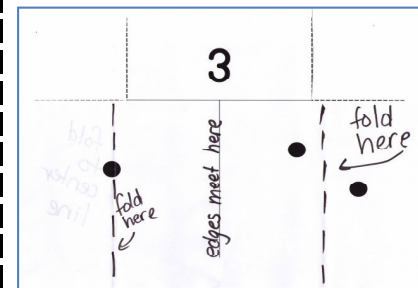
Cut on  
dotted  
lines. Fold  
paper edges  
to meet at  
center line

# 3



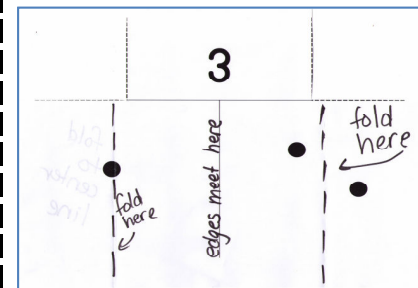
Cut on  
dotted  
lines. Fold  
paper edges  
to meet at  
center line

# 3




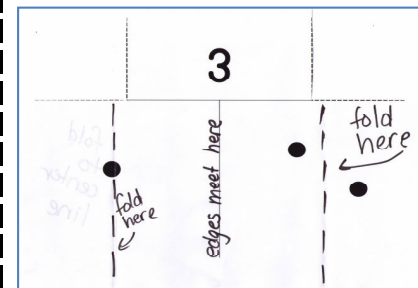
Cut on  
dotted  
lines. Fold  
paper edges  
to meet at  
center line

# 3




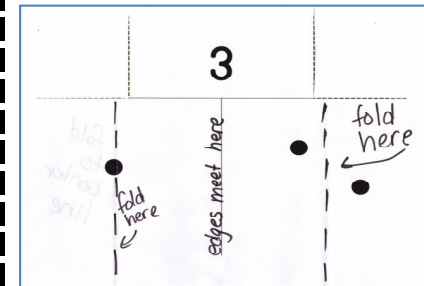
Cut on  
dotted  
lines. Fold  
paper edges  
to meet at  
center line

4




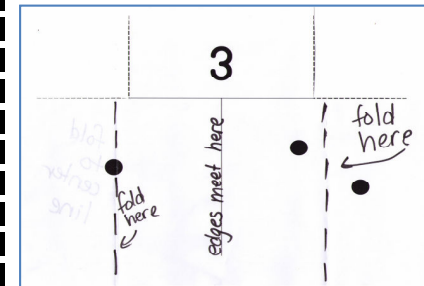
Cut on dotted lines. Fold paper edges to meet at center line

# 4



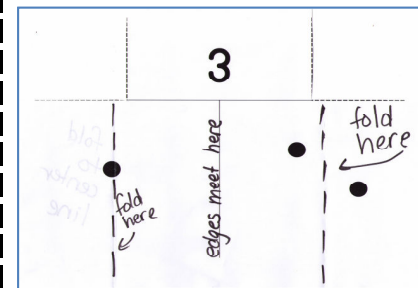
Cut on  
dotted  
lines. Fold  
paper edges  
to meet at  
center line

4



Cut on  
dotted  
lines. Fold  
paper edges  
to meet at  
center line

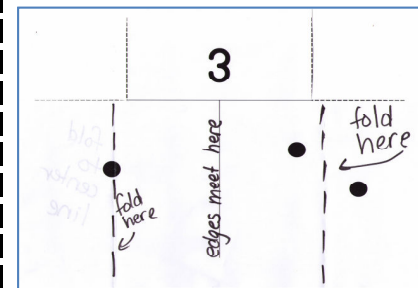
# 5





Cut on  
dotted  
lines. Fold  
paper edges  
to meet at  
center line

# 5



Cut on  
dotted  
lines. Fold  
paper edges  
to meet at  
center line

# 5

