



# Printables for “Mystery Card”









KNPIG ID # S 2243.1 – RED



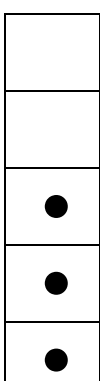
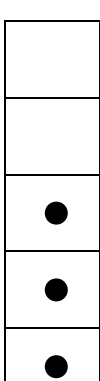


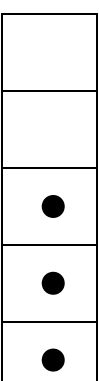

This file contains printables for two students.





\*For each additional pair of students print 1 new set of Five Frame Cards.

- Five Frame Cards–Numbered 0-5: 4 cards of each number.
- Dot Cards- 6 in total: numbered 0-5.
- Irregular Dot Cards- 6 in total: numbered 0-5.
- Numeral Cards- 6 in total: numbered 0-5







**Teacher Notes:** Dot cards (regular or irregular), or numeral cards may be used in place of 5 frames to provide less support.

<p>1</p> <p>one</p>  <p>one</p>	<p>1</p> <p>one</p>  <p>one</p>	<p>0</p> <p>zero</p>  <p>zero</p>	<p>0</p> <p>zero</p>  <p>zero</p>
<p>1</p> <p>one</p>  <p>one</p>	<p>1</p> <p>one</p>  <p>one</p>	<p>0</p> <p>zero</p>  <p>zero</p>	<p>0</p> <p>zero</p>  <p>zero</p>


<p>2</p> <p>two</p> <p>2</p> 	<p>2</p> <p>two</p> <p>2</p> 	<p>3</p> <p>three</p> <p>3</p> 	<p>3</p> <p>three</p> <p>3</p> 
<p>2</p> <p>two</p> <p>2</p> 	<p>2</p> <p>two</p> <p>2</p> 	<p>3</p> <p>three</p> <p>3</p> 	<p>3</p> <p>three</p> <p>3</p> 

4	four	four	four	four
				
4	four	4	four	4
				
5	five	5	five	5
				
5	five	5	five	5
				

Dots 0 to 5



irreg 0 to 5



Numerals 0 to 5

1

3

5

0

2

4