



Printables for “Four in a Row (Make 10)”

KNPIG ID # S 2213.3 – GREEN

This file contains printables for up to 5 students.

For each additional pair of students print 1 new Game board.

- 5 "Four in a Row "Board - Numbers 3-8
- 5 10 frames - Numbered 2-7

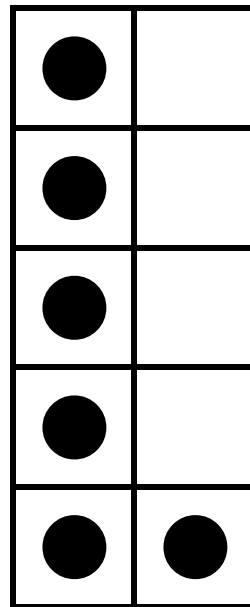





Teacher Note: Game may be played with the 10 frames included in the print link in place of the cube. In this version, a student would draw a 10 frame card, look at it briefly and cover the number needed to make 10 (i.e. the number of empty squares). The 10 frame should be shown briefly. Once all 10 frames have been shown, the stack can be reshuffled and used again. The values 2 through 7 are practiced with this game as they are typically the more challenging for students to work. Students may also refer to finger patterns to determine what goes with the number rolled. For example, if a 4 is rolled, a student would flash 4 fingers, then determine how many fingers to make 10 (i.e. how many are down.)

Materials: 1 game board, approx 15 covers per player, a number cube (2 to 7).

During a turn, the player rolls the cube and covers the number that goes with the number rolled to make 10. First player with 4 counters in a row, column or diagonal wins the game.

"Make 10" Four in a Row

8	4	7	8	5	6
7	3	3	5	4	3
4	6	8	7	6	4
5	7	4	5	5	8
8	4	3	8	3	6
6	8	4	4	7	5
6	3	7	3	6	7

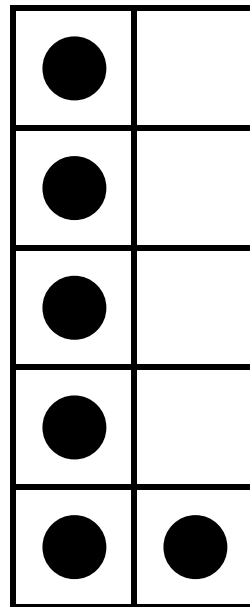







Materials: 1 game board, approx 15 covers per player, a number cube (2 to 7).

During a turn, the player rolls the cube and covers the number that goes with the number rolled to make 10. First player with 4 counters in a row, column or diagonal wins the game.

"Make 10" Four in a Row

8	4	7	8	5	6
7	3	3	5	4	3
4	6	8	7	6	4
5	7	4	5	5	8
8	4	3	8	3	6
6	8	4	4	7	5
6	3	7	3	6	7

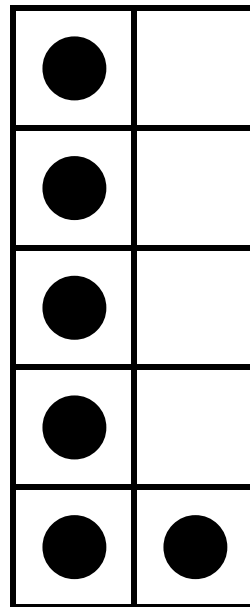







Materials: 1 game board, approx 15 covers per player, a number cube (2 to 7).

During a turn, the player rolls the cube and covers the number that goes with the number rolled to make 10. First player with 4 counters in a row, column or diagonal wins the game.

"Make 10" Four in a Row

8	4	7	8	5	6
7	3	3	5	4	3
4	6	8	7	6	4
5	7	4	5	5	8
8	4	3	8	3	6
6	8	4	4	7	5
6	3	7	3	6	7

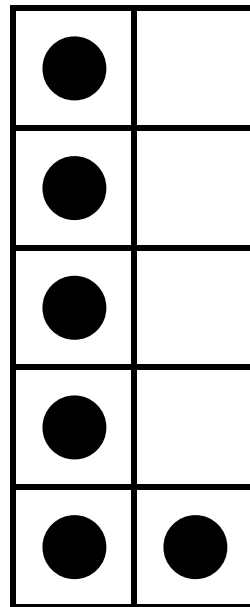







Materials: 1 game board, approx 15 covers per player, a number cube (2 to 7).

During a turn, the player rolls the cube and covers the number that goes with the number rolled to make 10. First player with 4 counters in a row, column or diagonal wins the game.

"Make 10" Four in a Row

8	4	7	8	5	6
7	3	3	5	4	3
4	6	8	7	6	4
5	7	4	5	5	8
8	4	3	8	3	6
6	8	4	4	7	5
6	3	7	3	6	7



Materials: 1 game board, approx 15 covers per player, a number cube (2 to 7).

During a turn, the player rolls the cube and covers the number that goes with the number rolled to make 10. First player with 4 counters in a row, column or diagonal wins the game.

"Make 10" Four in a Row

8	4	7	8	5	6
7	3	3	5	4	3
4	6	8	7	6	4
5	7	4	5	5	8
8	4	3	8	3	6
6	8	4	4	7	5
6	3	7	3	6	7

