



# Printables for “Make Ten (Ten Frames)”

KNPIG ID # S 2204.2 – BLUE

This file contains printables for two students.

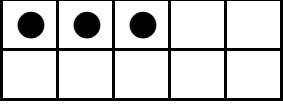
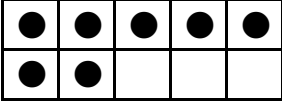
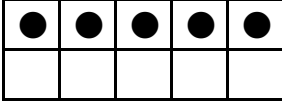
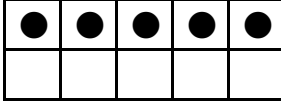
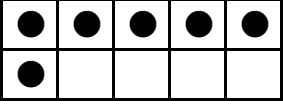
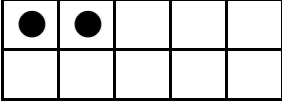
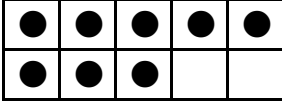
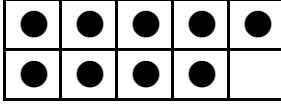
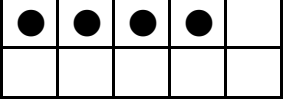
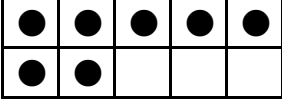
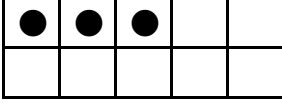
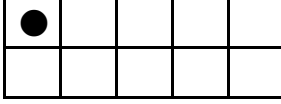
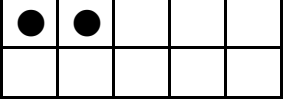
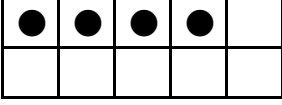
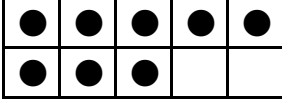
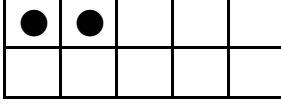
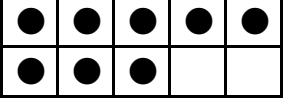
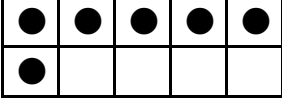
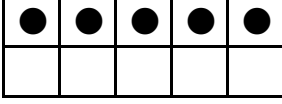
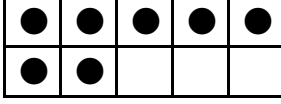

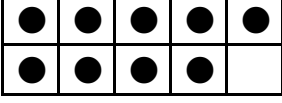
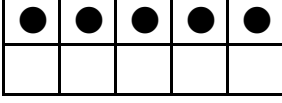
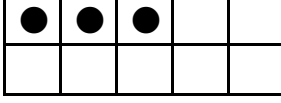
For each additional student print 1 new game sheet.

- "Make Ten with 10 Frames" game sheet - 4 different game sheets

**Teacher Note:** Alternatively, each student could be given a game board and students can race to circle all pairs on his/her game board. To play a version without speed, allow students to cooperatively circle pairs on one game board or work independently to find all of the pairs on a single game board.

- Game sheets can be laminated or placed in sheets protectors and used with wipe off markers to make game sheets re-useable.

# Make 10

|   |   |   |   |
|---|---|---|---|
|    |    |    |    |
|    |    |    |    |
|    |    |    |    |
|    |    |    |    |
|  |  |  |  |
|  |  |  |  |

Board #1

# Make 10

|  |  |  |  |
|--|--|--|--|
|  |  |  |  |
|  |  |  |  |
|  |  |  |  |
|  |  |  |  |
|  |  |  |  |
|  |  |  |  |

Board #2

# Make 10

|  |  |  |  |
|--|--|--|--|
|  |  |  |  |
|  |  |  |  |
|  |  |  |  |
|  |  |  |  |
|  |  |  |  |
|  |  |  |  |

Board # 3

# Make 10

|  |  |  |  |
|--|--|--|--|
|  |  |  |  |
|  |  |  |  |
|  |  |  |  |
|  |  |  |  |
|  |  |  |  |
|  |  |  |  |

Board # 4