



Printables for “Discriminating Numerals (up to 20)”

KNPIG ID # Ni 1181.2 – RED

This file contains printables for one student.

For each additional student print 1 new set of numeral cards.

- Directions for **Sen Teacher** Card Maker
- Hyperlink Included
- Numbered Numeral Cards- 10 in total
-Five number 13 cards, Five number 15 cards.
- Blank Numeral Cards- 10 in total

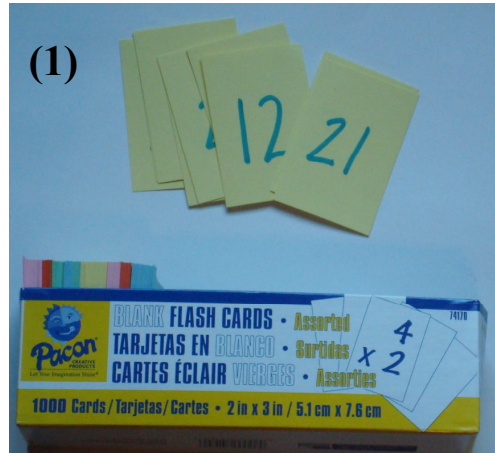
Teacher Notes: This activity is recommended for students who mis-identify "13" as "15" or vice versa. If a student is mixing up the names of a different pair of numbers, such as 15 & 18 or 11 and 17, use a deck targeting those two numbers. The deck of cards can be made quickly by hand writing numerals on blank 2"x3" flash cards or halved index cards. Cards can be generated online using the Sen Teacher website at <http://www.senteacher.org/worksheet/9/number.xhtml>. Create a page for each number by setting the start number to desired number and the step number to 0.

KNP Task Group Ni 1181—Discriminating Numerals

Materials: A deck of cards with at least 5 copies of 2 (or more) numerals.

Here are 3 suggested ways for making your deck:

- (1) Write numerals on pre-cut 2 x 3 flash cards (or halved index cards) (see picture)
- (2) Use the included masters. If a deck with the numerals you wish to use is not included, hand-write numerals on the blank template to make cards. (see picture)
- (3) Create the deck using the card maker on the Sen Teacher Web-site (see directions below)



(3): Directions for Sen Teacher Card Maker

Go to <http://www.senteacher.org/Worksheet/9/Number.xhtml> and create 1 page per numeral.











The screenshot shows the Sen Teacher Card Maker interface. On the left, a grid of cards displays the numeral '12'. On the right, a control panel includes:

- start on:** A dropdown menu set to '12'.
- steps of:** A dropdown menu set to '0000'.
- send numbers:** A yellow button.
- cards per page:** A dropdown menu set to '10 cards'.
- example sets:** A list of options including 'ones', 'tens', 'negatives 1', 'decimal quarters', 'negatives 2', and '1024'.
- print sheet:** A purple button.

Callouts provide instructions:

- Set "Start on" to chosen Numeral
- Set "Steps of" to "0"
- Choose a number of cards to have on each page.

Number Cards

13 	13 
13 	13 
13 	15 
15 	15 
15 	15 

Number Cards

To use blank template, print template on cardstock, write the required numerals and cut apart to make cards.

