



Printables for “Number After Race (within 10)”

KNIPG ID # Nf 1112.3 – YELLOW

This file contains printables for a small group of students.

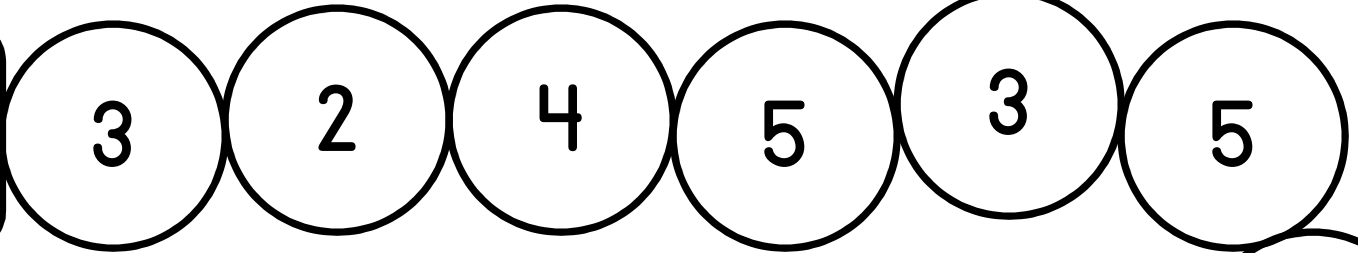
- Number Before Race (1-5) Game Board.
- Number Before Race (within 10) Game Board.
- Blank Number Race Game Board.

Teachers will need to provide game tokens. Number Before Race (1 to 5) Game Board should be paired with a cube labeled {1, 2, 3, 3, 4, 4} and the Number Before Race (within 10) Game Board should be paired with a cube labeled {4, 5, 6, 7, 8, 9}.





Teacher Notes: A blank game board is included for teacher created variations. Notice if the student must drop back and count to name the number word after. Refer to levels 1 and 2 of this task group for suggestions in using numeral cards or a numeral track for students unable to determine the number after.

Number After Race (1 to 5)

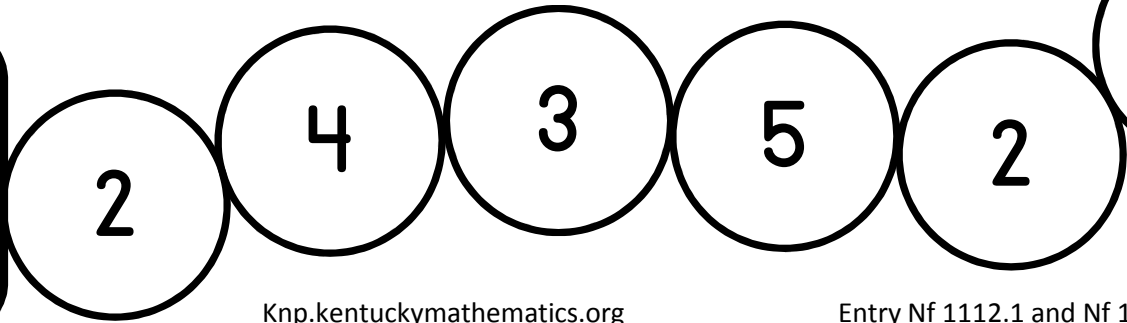
Start



1. Roll a number cube with sides labeled 1, 2, 3, 3, 4, 4
2. Move your token to the next space containing the number after the number rolled.

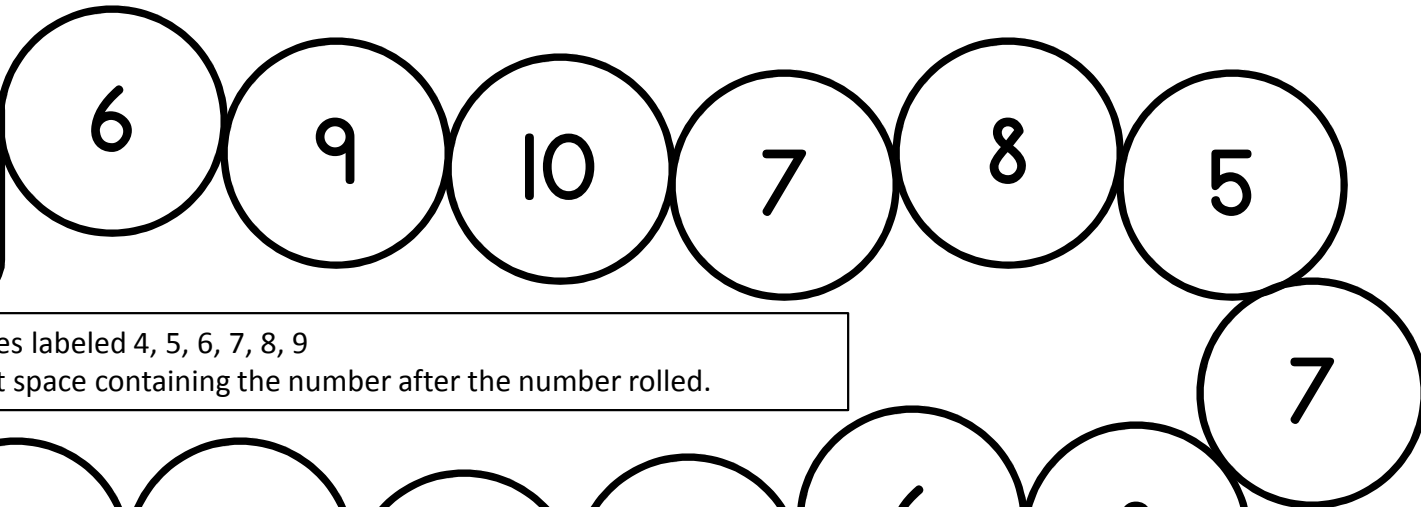


5 2
Winner
3 4





Number After Race (within 10)

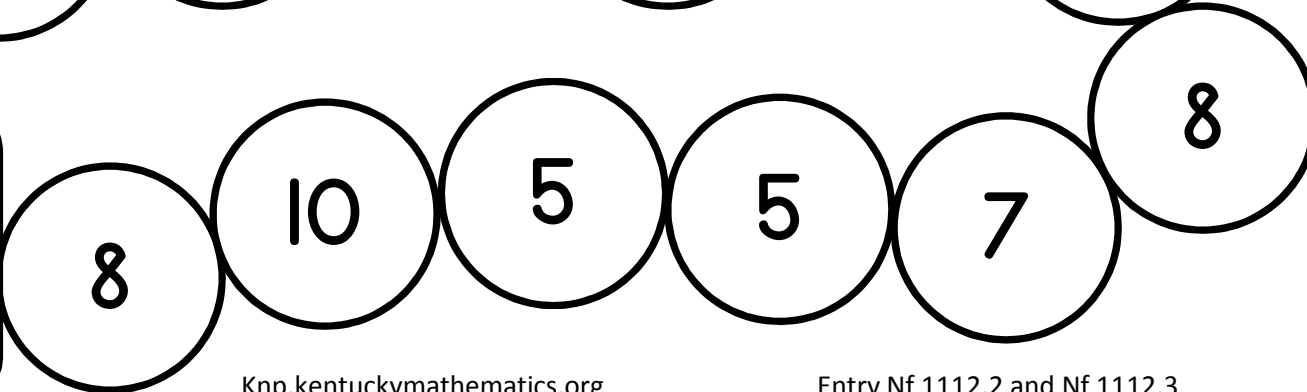
Start



- 1. Roll a number cube with sides labeled 4, 5, 6, 7, 8, 9
- 2. Move your token to the next space containing the number after the number rolled.



10 6 9
Winner
7 5 8



Start

Label a number cube with 6 numbers. Fill circles randomly with the numbers after the numbers on the cube. Write all numbers after in the winner space. On a player's turn, the player will roll the cube and move his/her token to the next space containing the number after.



Winner