



## Printables for “Saying Number Words After (within 10)”

KNPIG ID # Nf 1103.3 –YELLOW


This file contains printables for two students.  
For each additional pair of students print new 1 entire new file.

- Finger Pattern Cards – Numbered 1-6.
- Finger Pattern Cards – Numbered 5-10.
- Tally Pattern Cards – Numbered 1-6.
- Tally Pattern Cards – Numbered 5-10.
- Numeral Cards - Numbered 1-6.
- Numeral Cards – Numbered 5-10.
- Regular Dot Cards– Numbered 1-6.
- Pair-Pise 10 Frames Cards - Numbered 5-10.
- 10 Frame Cards– Numbered 1-6: 2 Sets
- 10 Frames Cards - Numbered 5-10: 2 Sets

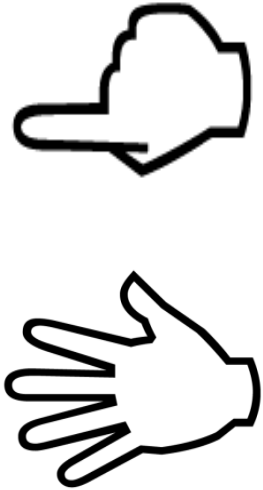
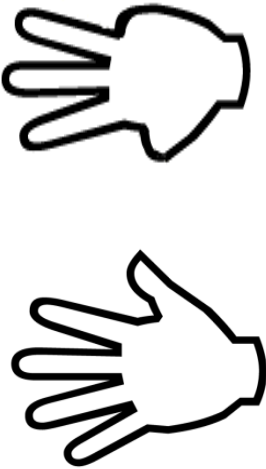


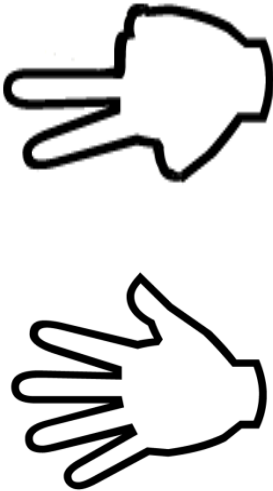

**There are 72 total cards in this file.**

**Teacher Notes:** For small group activity without using the die, generate starting numbers by using the numeral cards and have the child draw a numeral card and say the number word after.







Finger patterns 1 to 6



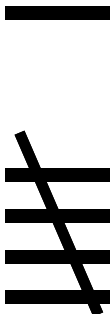



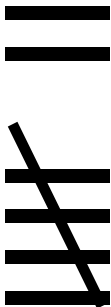

Finger patterns 5 to 10

Tallies 1 to 6

Tallies 5 to 10

Numerals 1 to 6

2

4

6

1

3

5

Numerals 5 to 10

6

8







10

5

7








9

Dots 1 to 6

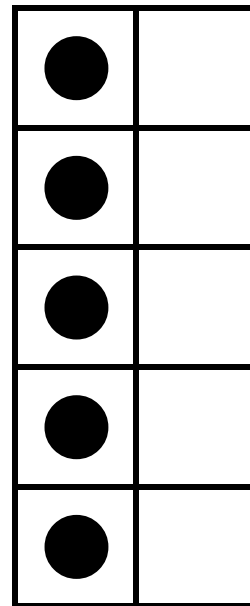
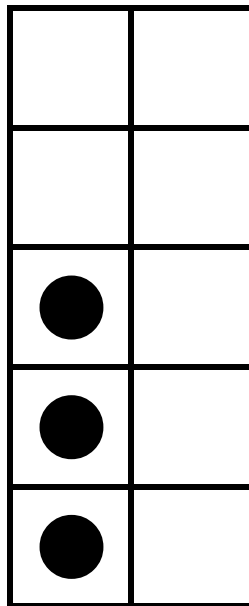
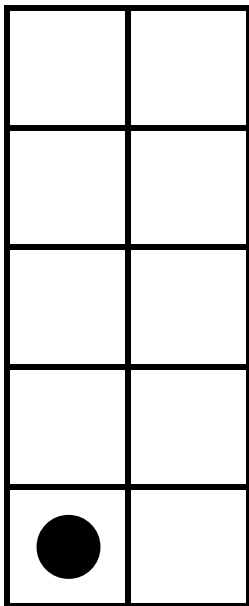


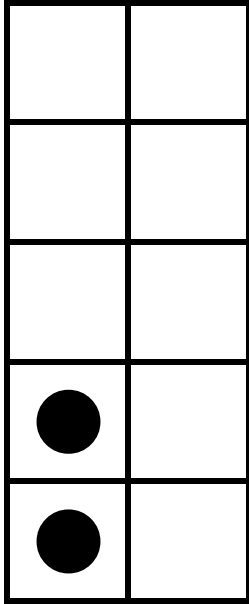
		
		









Pair-wise 10 frames 5 to 10



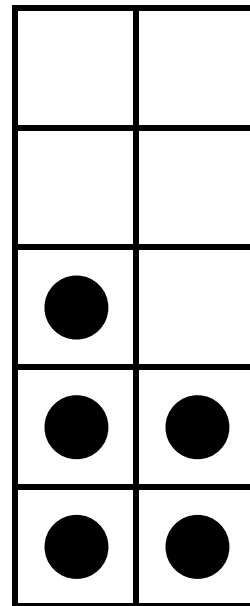

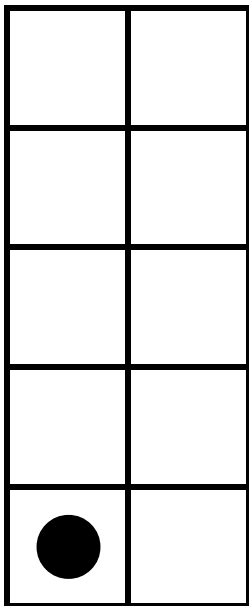

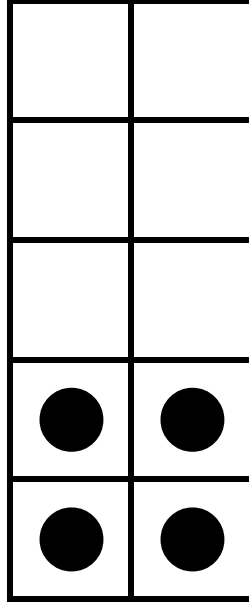
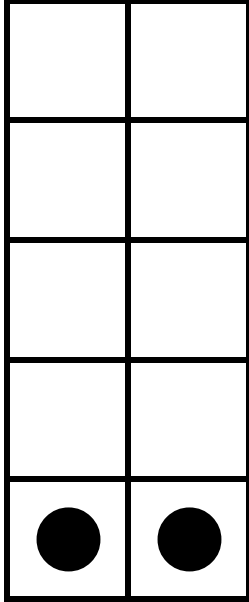
10 frames 1 to 6



10 frames 5 to 10



10 frames 1 to 6



10 frames 5 to 10

