



Printables for “Saying Number Words (Within 10)”

KNPIG ID # Nb 1103.2 – YELLOW


This file contains printables for a pair or small group of students.

- Finger pattern Cards – 12 in total: numbered 1-10.
(there are two 5 and 6 cards)
- Tally Cards – 12 in total: numbered 1-10.
(there are two 5 and 6 cards)
- Numeral Cards- 12 in total: numbered 1-10.
(there are two 5 and 6 cards)
- Irregular Dot Cards- 12 in total: numbered 1-10.
(there are two 5 and 6 cards)
- 10 Frame Cards- 24 in total (2 sets): numbered 1-10.
(there are four 5 and 6 cards)

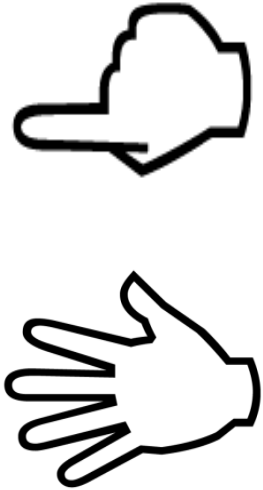
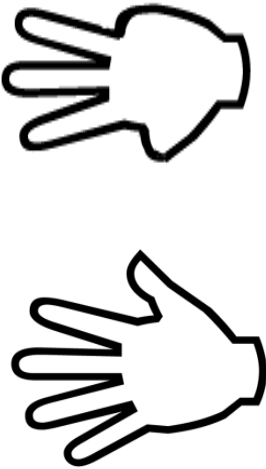


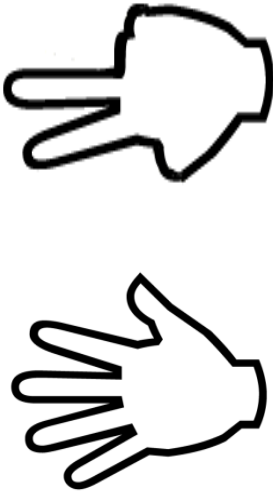

*There should be 12 pages with 72 cards in total.

Teacher Notes: For small group activity without using the die, generate starting numbers by using the numeral cards and have the child draw a numeral card and say the number word before. At this level students may need to drop back in order to find the number word before.







Finger patterns 1 to 6



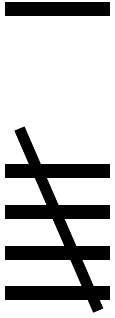
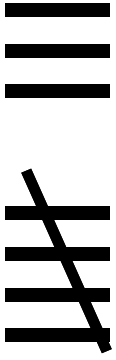
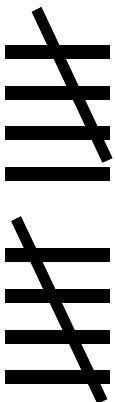
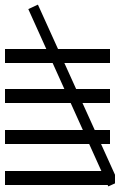
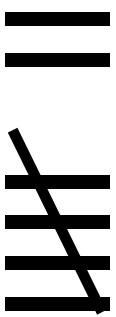

Finger patterns 5 to 10

Tallies 1 to 6

Tallies 5 to 10

Numerals 1 to 6

2

4

6

1

3

5

Numerals 5 to 10

6

8







10

5








7

9

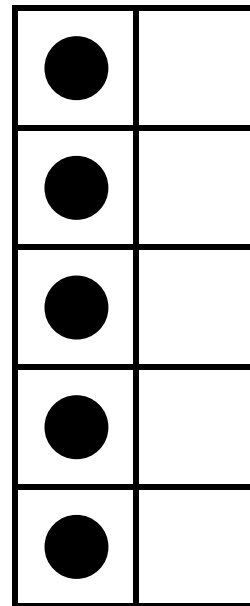
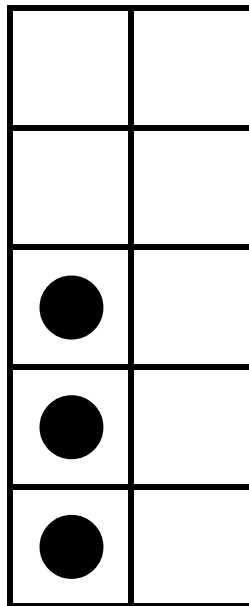
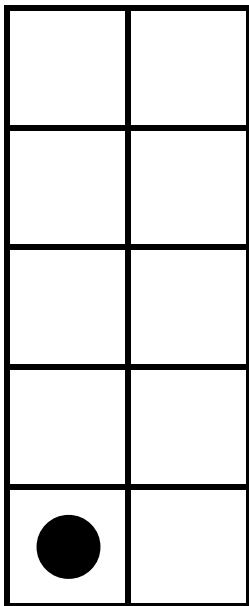
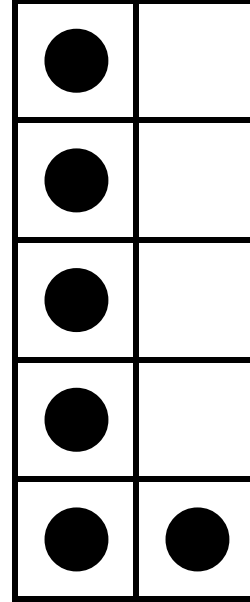
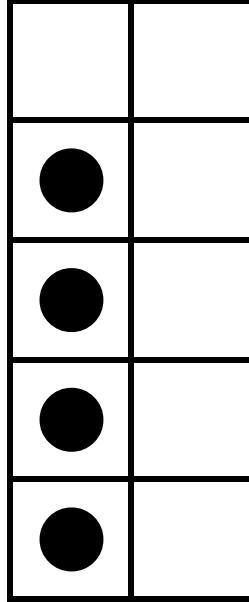
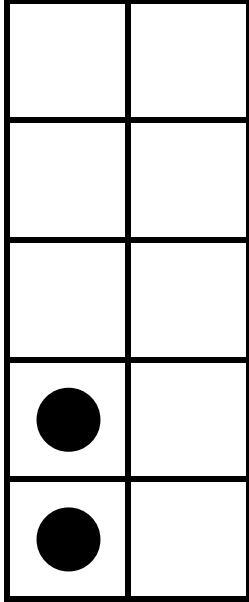
Dots 1 to 6







Pair-wise 10 frames 5 to 10



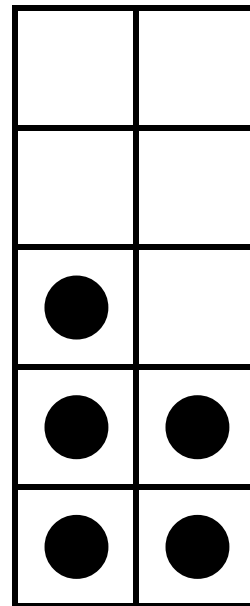

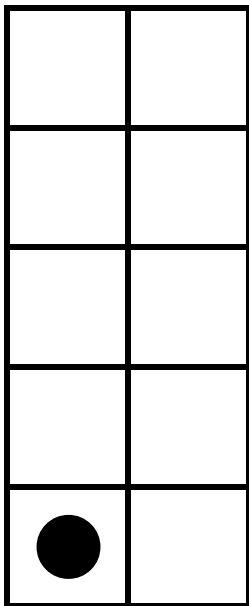

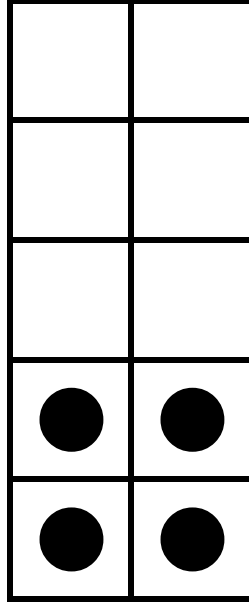
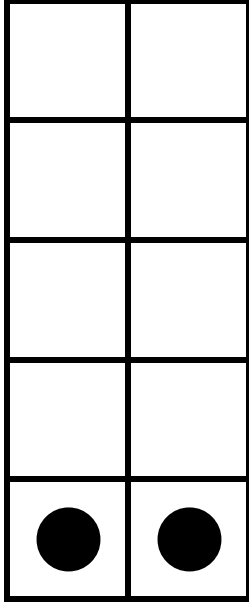
10 frames 1 to 6



10 frames 5 to 10



10 frames 1 to 6



10 frames 5 to 10

